



Total Solution Provider in Saw Device

SA464CM

CDMA 450 A+C Band, RF-Rx SAW Filter
Revision 0: November 2008



- Electrical Characteristics
 - Package Dimensions
 - Testing Environment
 - Frequency Characteristics
-

SAWNICS Inc.

460 Cheonheung-ri, Seonggeo-eup, Cheonan-si, Chungcheongnam-do, 330-836 / Korea.
Tel: +82 41 550 9372 / Fax: +82 41 550 9399 / www.sawnics.com

□ Electrical Characteristics

Maximum Ratings

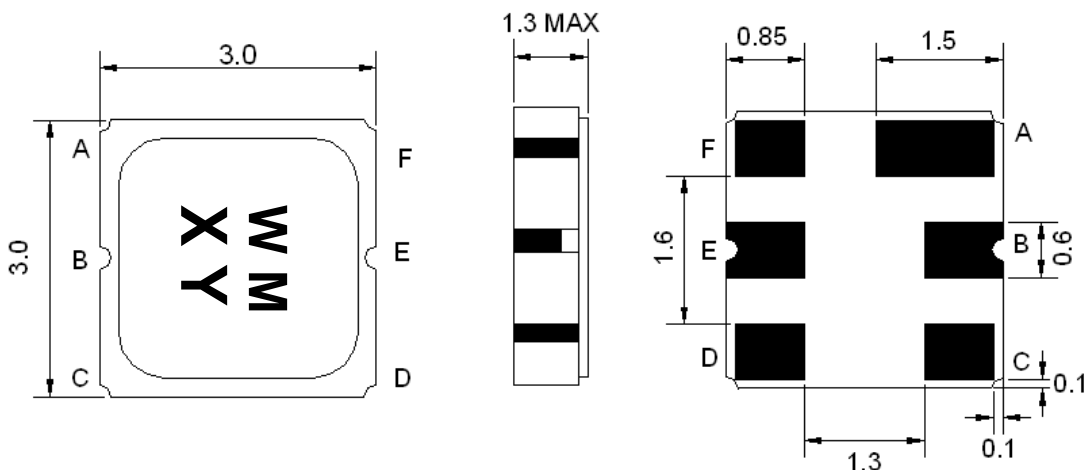
Parameters Description	Unit	Minimum	Typical	Maximum
Operating Temperature Range	°C	-30	-	+85
Storage Temperature Range	°C	-40	-	+85
Maximum DC Voltage	V	-	-	0
Maximum Input Power	dBm	-	-	25
Source Impedance (single ended) ⁽¹⁾	Ω	-	50	-
Load Impedance (single ended) ⁽¹⁾	Ω	-	50	-
Package type & size	M			
Length x Width	mm ²	-	3.0 x 3.0	-
Height	mm	-	-	1.3

Electrical Specification

Parameters Description	Unit	Minimum	Typical	Maximum
Center Frequency (Fo)	MHz	-	463.75	-
Insertion Loss within 460.0 ~ 467.5 MHz	dB	-	2.0	3.5
Attenuation:				
0.3 ~ 450.0 MHz	dB	37	43	-
450.0 ~ 455.0 MHz	dB	35	45	-
455.0 ~ 457.5 MHz	dB	2	7	-
480.0 ~ 520.0 MHz	dB	35	40	-
520.0 ~ 1000.0 MHz	dB	35	43	-
1000.0 ~ 2000.0 MHz	dB	30	35	-
VSWR within 460.0 ~ 467.5MHz	-	-	1.7	2.3

Notes : No Matching Network (Ref. Testing Environment Circuit as shown below).

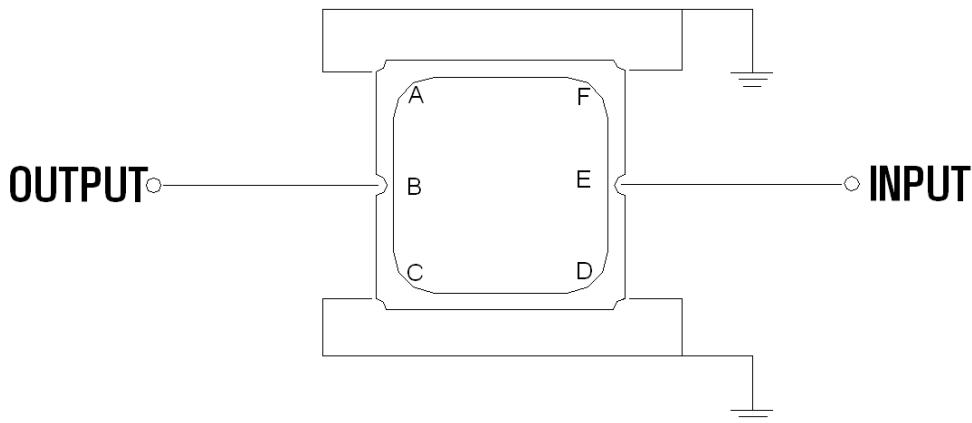
Package Dimensions



Marking Descriptions	
W	CDMA450 Application
M	Series Number
X	Date Code(Year)
Y	Date Code(Month)

Pin Description	
A, C, D, F	Ground
E	In or Out
B	Out or In

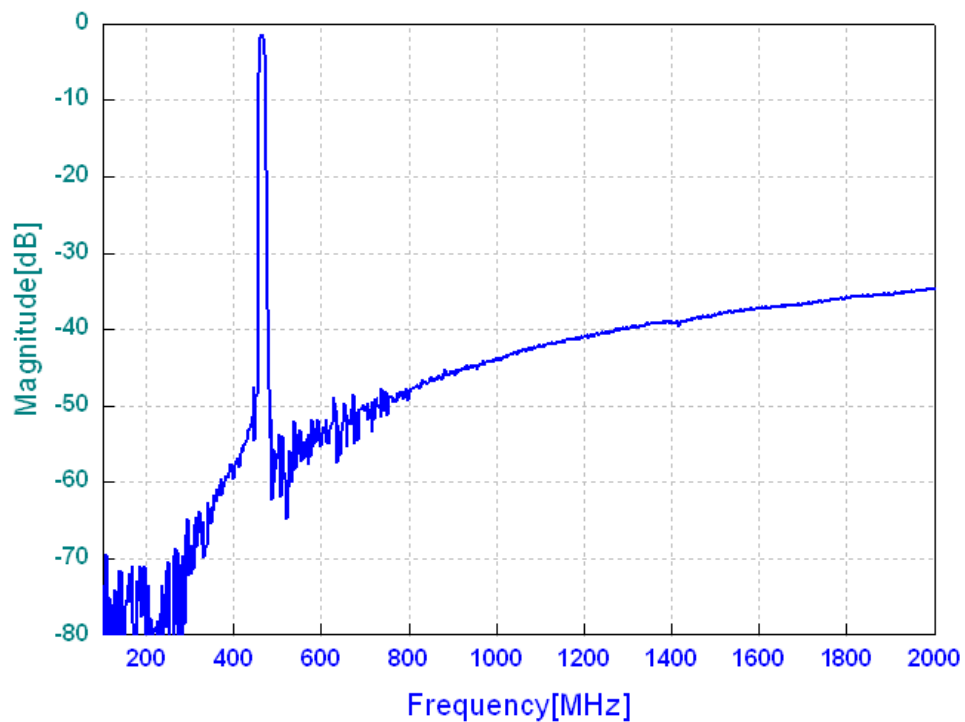
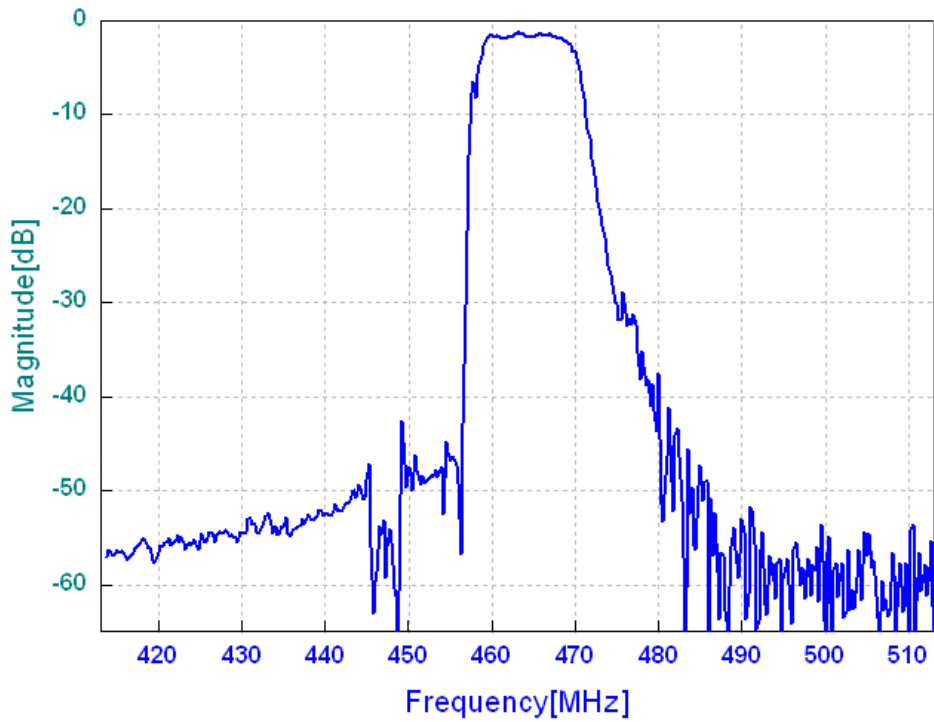
Testing Environment



Source & Load Impedance: 50 Ω

□ Frequency Characteristics

Frequency Response

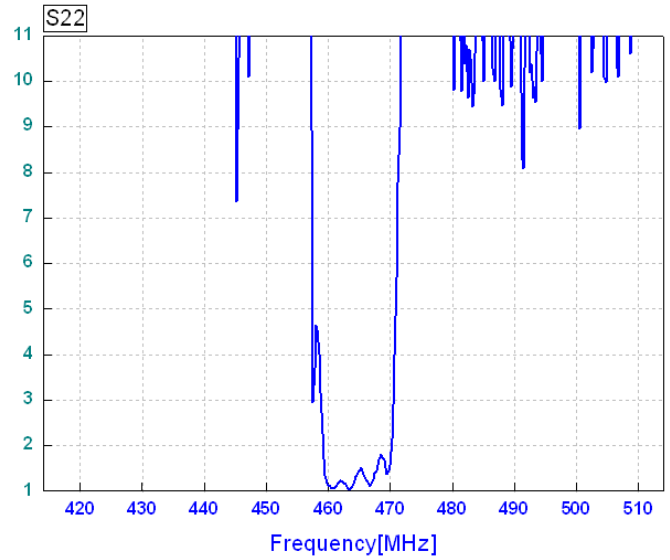
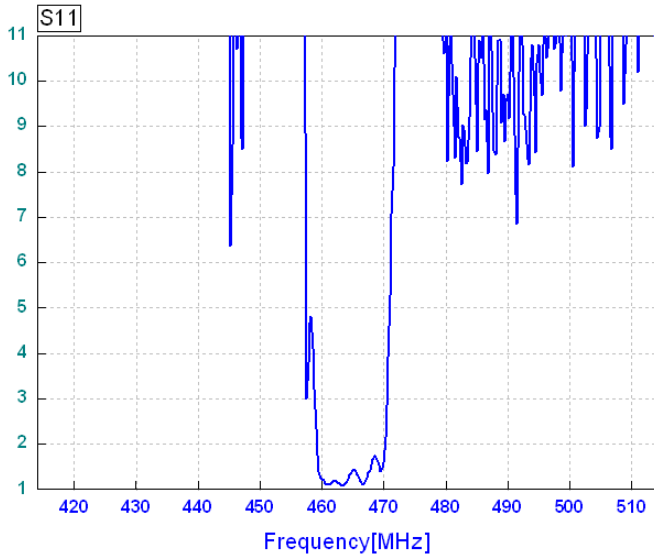




SA464CM

CDMA 450 A+C Band, RF-Rx SAW Filter

VSWR



Smith Chart

